

Technical Specifications

Model	1512 LPT	
Engine	3.3L NG BS6 Engine	
Power	92 kW (125 Ps) @2600 r/min	
Torque	390 Nm @ 1000-2200 r/min	
Clutch	Single plate dry friction type – 330 mm dia	
Gear Box	GBS- 40Gear Box (5F, 1R)	
Suspension - Front Type	Parabolic/ Semi-Elliptical leaf spring with Hydraulic Double acting Telescopic Shock Absorbers	
Suspension - Rear Type	Semi-Elliptical Leaf Spring	
Tyres	9 R 20 - 16PR Radial (FR-2, RR-4, Spare -1)	
Cabin Type	Day Cab	
Steering Type*	Tilt & Telescope Power Steering (Dia - 426mm)	
Brakes Type	Dual Circuit Full Air S* Cam Brakes With Auto Slack Adjuster (Drum - Drum) and ABS	
Ground Clearance (mm)	225	
Gradeability	21.8%	
Rear Axle Ratio	TATA RA108R Fully Floating Benjo Axle (RAR - 5.857)	
Battery	12 V - 100 ah	
Fuel Tank Capacity (lt)	160 l	
Load Body Variants	Cab, CLB, High Deck, Container, Reefers	
GVW (kg)	16020	
FAW (kg)	5820	
RAW (kg)	10200	
Long member Size (mm) (LxBxH)	223mm x 60mm x 7mm	
WB	4200	4830
TCD (m)	16.6	19.2
Load Body Dimenssions (mm) (LxWxH)	6095mm x 2425mm x 2165mm	6800mm x 2425mm x 2165mm
Warranty*	3 years/ 3 lakh km	

*Specifications are subject to change without prior notice. These are indicative photos, specifications for reference only.

*All dimensions are in mm



Applications



Parcel and Courier/
E Commerce



Pharma



Fruits and Vegetables



White Goods



Industrial
Components



Food grains



FMCG



Textiles

Maintenance Activity	Service Interval (km)
Engine oil	60000
T/M oil	120,000
Differential oil	120,000
Power steering oil	120,000
Coolant	240,000
Clutch oil	120,000
Hub grease Front	120,000
Hub grease Rear	120,000

For more information, please visit our website: www.light-trucks.tatamotors.com

You can also contact our Sales Office: Tata Motors Limited, 4th Floor, Ahura Centre, 82, Mahakali Caves Road, MIDC, Andheri (East), Mumbai - 400 093 or call toll-free no. 1800 209 7979.

Terms & Conditions apply as per the policy of ITGI. Insurance available on light, intermediate & heavy commercial vehicles.

CAUTION: Accessories shown in the picture or elsewhere do not constitute standard fitment. The specifications are merely indicative.

Due to continuous product improvements, these specifications are liable to change without notice.

TATA MOTORS

3-YEAR/3-LAKH KM WARRANTY

TATA NEW GENERATION TELEMATICS

SAMPOORNA SEVA

AAPKE SAATH HAR KADAM

TATA DELIGHT

TATA ZIPPY

TATA OK

TATA GENUINE PARTS

TATA SURAKSHA

TATA PROLIFE

TATA KAVACH

TATA ALERT

TOLL-FREE 1800 209 7979

TATA MOTORS
Connecting Aspirations



NEW AGE TRUCKING REVOLUTION

1512 LPT - BS6

My Truck My Choice



Extra Payload | Extra Mileage | Extra Comfort

IMPROVED PRODUCT PACKAGE



Serrated Coupling flange propeller shaft for better Reliability, Maintenance & to improve Power Transmission




New Multifunction Instrument Cluster Features:
Average Fuel Economy, Digital DEF indicator, Gear Shift Advisor, Regeneration Indicator, Tell Tale Symbols




Music system & blaupunkt speakers + USB fast charging



9 R 20 - 16PR Radial Tyres for better tyre life and mileage



Reverse parking assistance



White Illumination Facia and Ignition Switches



Advanced Fleet Edge Telematics system - Fleet Manager mobile app, Fleet owner app, Driver app



IMPROVED DRIVERS' PACKAGE




All weather proof Melba fabric seat with features like reclining, Sliding, and Height adjustable as per weight for best in class driving comfort



Tilt and telescopic Power Steering - Adjustable to any driver with respect to his height



Parabolic/ Semi-Elliptical suspension with rubber bush, lower cabin NVH with improved engine mount for enhanced cabin comfort



ABC Pedals: Improved Ergonomic pedal positions to reduce fatigue



Regeneration Switch



Cabin Safety - safer all steel cabin with stronger build quality for better safety to the Driver

EXPERIENCE THE POWER OF CHANGE



EXPERIENCE THE POWER OF CHANGE

BS6

THE POWER OF 6



1 **Power of Business Profit**



2 **Power of Vehicle Performance**



3 **Power of Driving Comfort**



4 **Power of Convenience & Connectivity**



5 **Power of Value**



6 **Power of Safety & Security**

1512 LPT - BS6

Introducing the new 1512 LPT BS6 - "MY TRUCK", with refined and most advanced 3.3L NG BS6 engine & GBS 40 gear box for higher mileage and better drivability. Tata Motors Expertise on BS6 technology and our continuous endeavour to improve the TCO and mileage of the vehicle has made 1512 LPT as customer's first choice in this segment.

1512 LPT comes with lot of first in its segment features like Reverse parking Buzzer, GSA, Music system with Fast USB charger, advance telematics etc.

1512 LPT offers more than 10T payload and is the most suitable vehicle for all applications in this segment



Axle



Front Axle - Heavy duty forged I beam, reverse elloit type

Rear Axle - Fully floating TATA RA108R (RAR - 5.857) Benjo type heavy duty axle

Chasis




Depth - 223mm, Flange Width - 60mm, Thickness - 7mm (Ladder type heavy duty frame with Riveted/boted cross members)

Clutch



330mm Single plate dry friction type Low hysteresis clutch with high size clutch Booster to reduce the clutching efforts

Brakes



Full Air S cam Brakes with Auto slack Adjuster & ABS
Brake drum diameter - 410 mm

Engine



3.3L NG BS6 Engine with 125Ps power and 390 Nm torque @ 1000 - 2200 r/min

Improved Low end torque with flatter torque over wider RPM band for better drivability and higher mileage

Gear Box



GBS40, Manual Synchromesh (5F +1R)

Lower Gear Shift Effort with optimized Gear Shift travel

Gear Shift Advisor